



USAONLINE STUDENT REFERENCE GUIDE

Navigating to the USAonline Login Page

Accessing the USAonline login page via the University home page

1. Open a web browser such as Internet Explorer or Mozilla Firefox
2. Go to the main USA home page via the following link

<http://www.usouthal.edu>

or

<http://www.southalabama.edu>

3. Click on the USAonline icon located in the lower right of the USA home page

Accessing the USAonline login page directly

1. Open a web browser such as Internet Explorer or Mozilla Firefox
2. Go to the following link:

<https://ecampus.southalabama.edu>

Signing into USAonline

1. Enter your login credentials as indicated:

Username	J-number
Password	JagMail Email Account Password

2. Click the "Sign-in" button

Web Browsers


USAonline is designed to work with most any mainstream web browser such as Internet Explorer, Firefox, Safari, etc. Should you experience issues with displaying an assignment, test, PDF, Word document, image, etc., we recommend first trying a different web browser to confirm whether your choice of browser could be an issue.

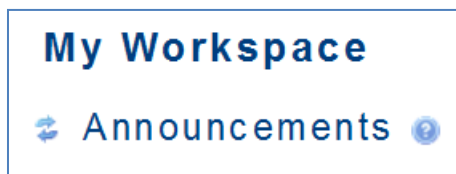
General Navigation

1. Accessing a Course

Once you have logged into USAonline, you should be at your personal USAonline home page entitled "My Workspace". Across the top of the page, any courses in which you are currently enrolled should appear. You may access a specific course by clicking on the title of the course. If you do not see your course listed, you should click on the down arrow to the right of "More Sites" located in the upper right of the "My Workspace" page. If you still are unable to see your course and have verified it is being taught in Sakai by reviewing your "Student Detail Schedule" in PAWS, please contact your instructor.

2. Moving Forward and Backward

Generally, to move forward in USAonline, simply click on the option, feature, etc. to access it. When desiring to return to the previous screen, DO NOT click on the web browser Back button but instead click on the double arrow icon (one curved arrow pointing right on top of another curved arrow pointed left next to the option/area you are currently in). For example, if you click on Announcements, read them and desire to return to the previous screen, you would click the  icon to the left of the Announcements heading near the top of the window (see below):



Resetting Your JagMail Email Account Password

Should you not know and/nor remember your JagMail email account password which is used to log into USAonline, you may go to the link below to reset it:

<https://jagmail.southalabama.edu/activate.aspx>

Support

Course Content

Specific questions concerning course content such as syllabus, assignments, tests, grading, etc. should be directed to your course instructor.


Technical Issues

USAonline 24/7 Tech Support

<http://supportcenter.embanet.com/usa>

(855) 577-2032

USA Local Tech Support

Online USAonline online help can be accessed by clicking on the icon  from any USAonline screen; the online help provides a searchable topical index for most USAonline features.

Email ecampus@southalabama.edu

Phone (251) 461-1888
Monday - Friday (except school holidays)
8 a.m. - 5 p.m.

Useful Links

JagMail Email Account Password Reset

<https://jagmail.southalabama.edu/activate.aspx>

PAWS

<http://paws.southalabama.edu>

USAonline 24/7 Tech Support

<http://supportcenter.embanet.com/usa>

USAonline Login Page

<https://ecampus.southalabama.edu>

Student Services

<http://www.southalabama.edu/currentstudents.html>

USA Home Page

<http://www.southalabama.edu>